



THE UNIVERSITY OF BRITISH COLUMBIA

iSchool (Library, Archival & Information Studies)

Faculty of Arts

Annual Alumni Survey Results 2018

Introduction

The following online survey was distributed to graduates of the Master of Archival Studies (MAS), Master of Library & Information Studies (MLIS), and Master of Archival Studies/Master of Library & Information Studies (MASLIS) graduates whose degrees were conferred between September 2017 and May 2018.

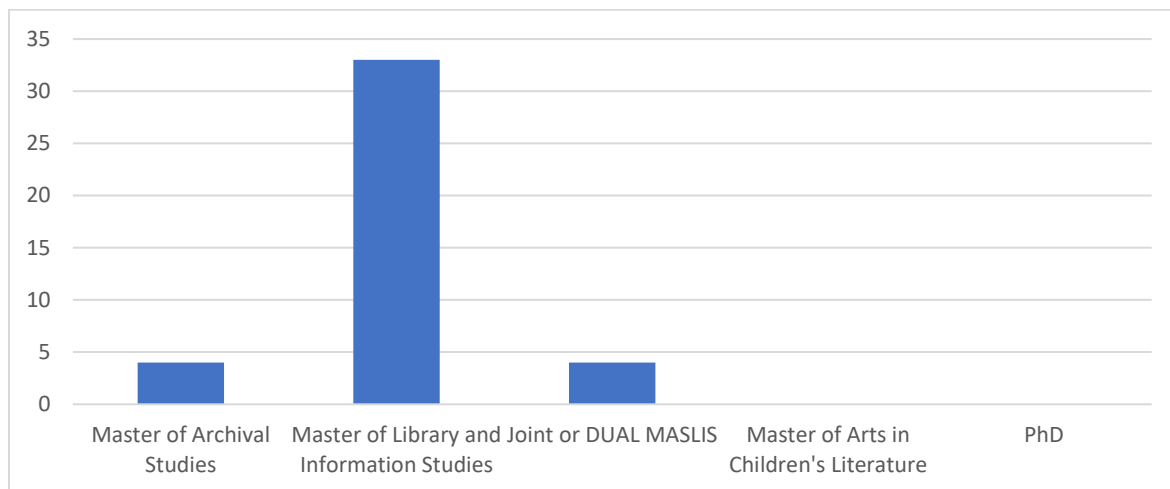
A total of 94 graduates were eligible to complete the survey: 68 MLIS, 16 MAS, 8 MASLIS and 2 MACL. A total of 41 graduates completed the survey for a total response rate of 43.62% (41/94). Of the 41, 33 are MLIS graduates, 4 are MAS graduates, and 4 are dual MAS/MLIS graduates.

Questions about the survey can be directed to the Educational Services Coordinator at ischool.edsc@ubc.ca.

Key findings

- Of the 36 respondents to the Alumni Survey who confirmed they have obtained employment since graduation, 35 (97%) reported being employed in a position related to their iSchool degrees.
- 83% of respondents were either employed before completing their degree or within six months of graduation.

What degree did you complete at the iSchool?

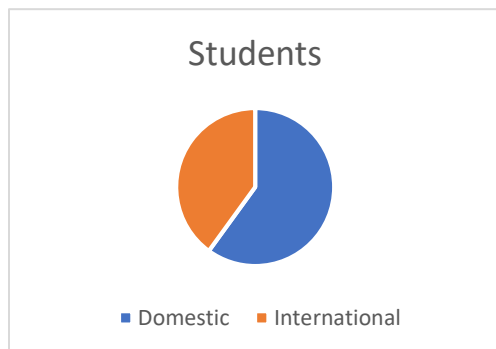


Responses	41
Master of Archival Studies	4
Master of Library and Information Studies	33
Joint or DUAL MASLIS	4
Master of Arts in Children's Literature	0
PhD	0

Did you complete any sub-specializations or concentrations as part of your degree?

First Nations Curriculum Concentration	7
Human-computer Interaction sub-specialization	1

Were you attending as a domestic or international student?



Responses	
Domestic	24
International	16

When was your degree conferred?

Answer	Response	%
September 2017	5	12.20%
November 2017	7	17.07%
February 2018	6	14.63%
May 2018	23	56.10%
Total	41	100%

What is your age group?

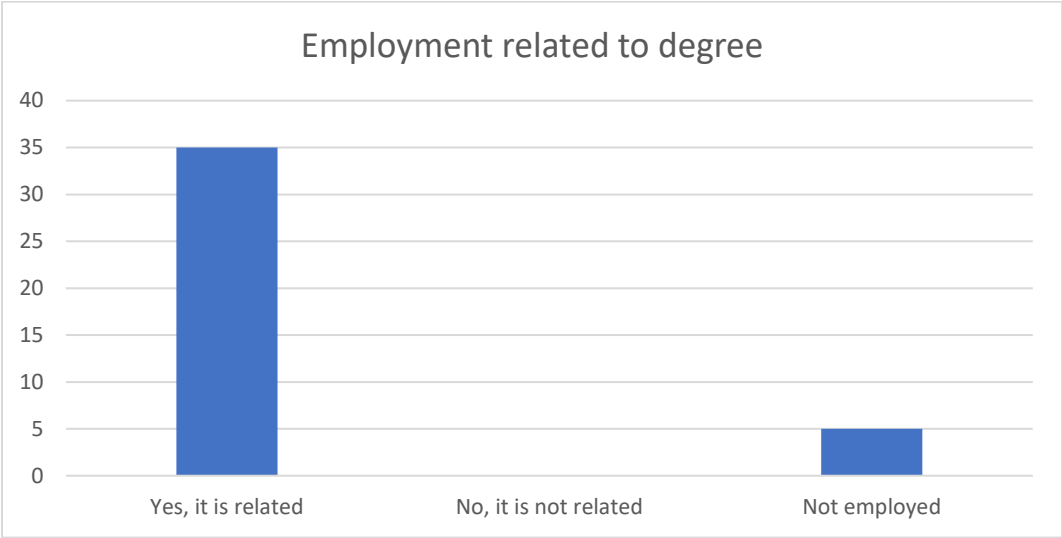
Answer	Response	%
20-29	18	43.90%
30-39	19	46.34%
40-49	3	7.32%
50-59	1	2.44%
60+	0	0%
Total	41	100%

Are you currently employed?



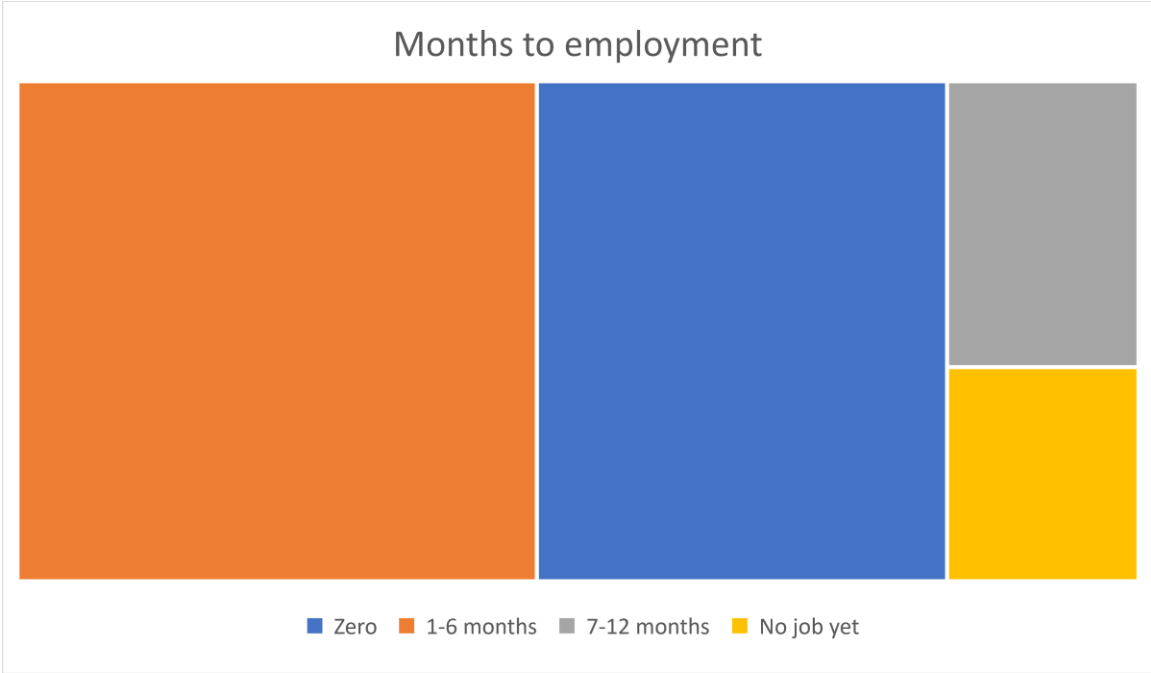
Yes 36 (87.80%)
 No 5 (12.20%)

If you are currently employed, is your employment related to your iSchool degree?



Yes, it is related	35 (87.50%)
No, it is not related	0 (0%)
Not employed	5 (12.50%)

How many months elapsed between the completion of your degree and your first job placement?



UBC iSchool (Library, Archival & Information Studies)

Answer	Response	%
Zero – I obtained the position before completing my degree	5	36.59%
1-6 months	19	46.34%
7-12 months	4	9.76%
More than 12 months	0	0%
I have not received my first job placement	3	7.32%
Total	41	100%

What best describes your work status?

Answer	Response	%
Employed full-time in a single position	25	60.98%
Employed full-time in multiple positions	1	2.44%
Employed part-time in a single position	5	12.20%
Employed part-time in multiple positions	6	14.63%
Not employed	4	9.76%
Total	41	100%

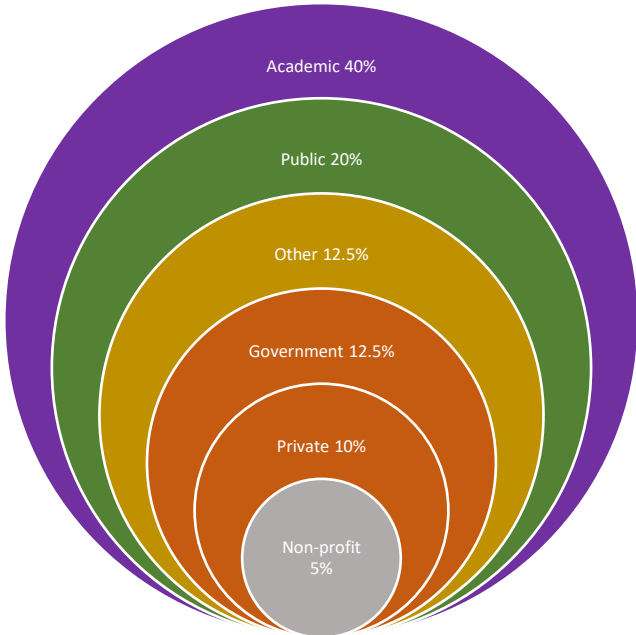
Did you obtain your full-time position as your first job placement?

Answer	Response	%
Yes	21	52.50%
No, I worked multiple contract positions prior to obtaining full-time employment	8	20.00%
No	11	27.50%
Total	40	100%

What is your current salary range?

Answer	Response	%
Less than \$25,000	5	12.50%
\$25,000-49,999	10	25.00%
\$50,000-74,999	23	57.50%
\$75,000-99,999	2	5.00%
Total	40	100%

In what type of organization is this position?



Answer	Response	%
Academic	16	46.88%
Public	8	28.13%
Private	4	12.50%
Government	5	9.38%
Non-profit	2	0%
Other	5	3.13%
Total	40	100%

Where is this position located?

Answer	Response	%
Metro Vancouver	20	52.63%
Lower Mainland (Whistler to Hope)	1	2.63%
Other part of BC	1	2.63%
Other Canadian province/territory	6	15.79%
Outside Canada	10	26.32%
Total	38	100%

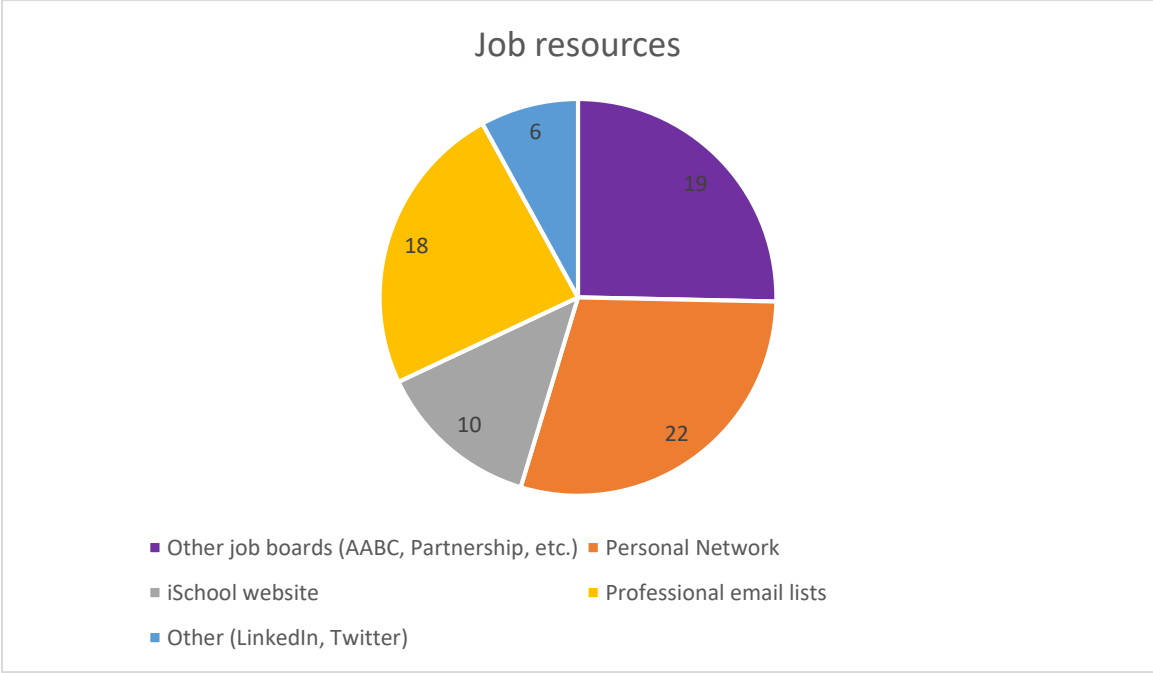
Job titles

- | | |
|--|---|
| Librarian
Academic Attendant / Freelance Records Management
Informationist Fellow
Programming and Outreach Librarian
Research Library Grad Research Assistant
Public Service Librarian
Data Reference Librarian
Auxiliary Librarian
Public Services Librarian / Copyright Officer
Archives Arrangement + Description Librarian
Reference Librarian
Assistant Archivist Digital Assistant
Education Librarian
Administration Assistant
Library Technician
Services Librarian | Research Coordinator and Systematic Librarian
Library Business Support Analyst
Business Analyst
Teacher Librarian
Teen Services Librarian
Science Librarian
Content Strategist
Records Management Coordinator
Youth Services Librarian
Archivist
Art Librarian
Digital Initiatives Librarian
Children's Librarian
Social Sciences Research and Instruction Librarian |
|--|---|

How would you rate your job satisfaction in your current role? (10 being a perfect job, and 1 being the worst job possible)

Average: 7.5 out of 10

What main resources did you use to locate your job opportunities?



Are you a member of a professional organization?

Yes 31 (75.61%)
No 10 (24.39%)

Upon graduation, please rate the level to which you felt prepared for the job market in the following areas:

Ability to assess the needs of diverse groups of people and respond to those needs through the design and provision of information resources, services and systems							
Scale (5 fully prepared, 1 unprepared)	1	2	3	4	5	Responses	Average
	1	3	15	14	8	41	3.61
Ability to organize and manage information for effective preservation, discovery, access and use							
Scale (5 fully prepared, 1 unprepared)	1	2	3	4	5	Responses	Average
	0	0	19	19	3	41	3.61
Ability to apply knowledge of information technology and resources to real world situations							
Scale (5 fully prepared, 1 unprepared)	1	2	3	4	5	Responses	Average
	1	1	17	14	7	40	3.62
Ability to reflect in a critical and informed manner on the role of information professions in society							
Scale (5 fully prepared, 1 unprepared)	1	2	3	4	5	Responses	Average
	0	1	4	20	15	40	4.23
Ability to communicate effectively							
Scale (5 fully prepared, 1 unprepared)	1	2	3	4	5	Responses	Average
	0	1	6	12	21	40	4.33
Ability to be an effective manager							
Scale (5 fully prepared, 1 unprepared)	1	2	3	4	5	Responses	Average
	9	8	12	6	5	40	2.75
Ability to conduct research and assess information resources							
Scale (5 fully prepared, 1 unprepared)	1	2	3	4	5	Responses	Average
	0	0	7	15	18	40	4.28
Ability to represent your chosen profession through advocacy initiatives, professional development, teaching, research, etc.							
Scale (5 fully prepared, 1 unprepared)	1	2	3	4	5	Responses	Average
	1	1	19	10	9	40	3.61

What continuing education or professional development activities have you participated in since graduation? (check all that apply)

Answer	Response	%
Participated in a course or workshop	22	40.00%
Delivered a course or workshop	4	7.27%
Attended work-related conference	20	36.36%
Other continuing education activities	9	16.36%

What, if any, of the following activities during your iSchool degree contributed to your career success to date?

Answer	Response	%
Co-op	21	20.39%
Professional Experience (for credit)	15	14.56%
Internship or Practicum (for credit)	10	9.71%
Employment at SLAIS (such as STA or research assistant-ship)	2	1.94%
Employment at UBC (such as GAA or student librarian)	27	26.21%
Student Leadership (such as LASSA, ACA Student Chapter, ASIS&T Student Chapter)	10	9.71%
Networking with graduates and other professionals during your time as a student	18	17.48%

Thinking of your education at the iSchool, what areas or topics best prepared you for the positions you have been in since graduation?

Work Experience (30) Group Work (11) Children's Service (4) Management (9) Cataloging (11) Research (21) Arrangement and Description (7) Communication (10) Reference Services (14) Public Librarianship (2) Info Design (7) Programming (8) Database Design (9) Collection Management (11) Legal Courses (4) Information Technology (10) Records Management (3)	Archival Theory (7) Project Management (8) Preservation / Digital Preservation (8) Aboriginal Literature / Material (8) Marketing (0) Info Visualization (5)
--	---

The following questions are UBC Faculty of Arts Co-op Education related questions.

Did you apply to and were you accepted into the Arts Co-op program during your time at the iSchool?

Yes 65.85% (27)
 No 34.15% (14)

How many Co-op terms did you complete?

Answer	Response	%
Zero	14	37.84%
1 term	10	27.03%
2 terms	7	18.92%
3 terms	6	16.22%
Total	37	100%

Why did you not do any Co-op terms?

Answer	Response	%
Applied for jobs but did not get hired	1	2.94%
Did not see suitable jobs to apply for	1	2.94%
My plans changed	1	2.94%
Found a job outside of co-op	5	14.71%
Other	6	17.65%
I did complete at least 1 Co-op	20	58.82%
Total	34	100%

Did you feel the Co-op Program (training, advising, and work experience) gave you a competitive edge when searching for a full-time work?

Yes 50.00% (16)
 Maybe 9.38% (3)
 No 40.63% (13)

After your experience in our Co-op Program, would you recommend other students to participate in the Co-op Program?

Yes 52.94% (18)
 Maybe 11.76% (4)

UBC iSchool (Library, Archival & Information Studies)

No	14.71% (5)
No comment	20.59% (7)