



THE UNIVERSITY OF BRITISH COLUMBIA  
iSchool (Library, Archival & Information Studies)  
Faculty of Arts

## **Annual Alumni Survey Results 2017**

## Introduction

The following online survey was distributed to graduates of the Master of Archival Studies (MAS), Master of Library & Information Studies (MLIS), and Master of Archival Studies/Master of Library & Information Studies (MASLIS) graduates whose degrees were conferred between September 2016 and May 2017.

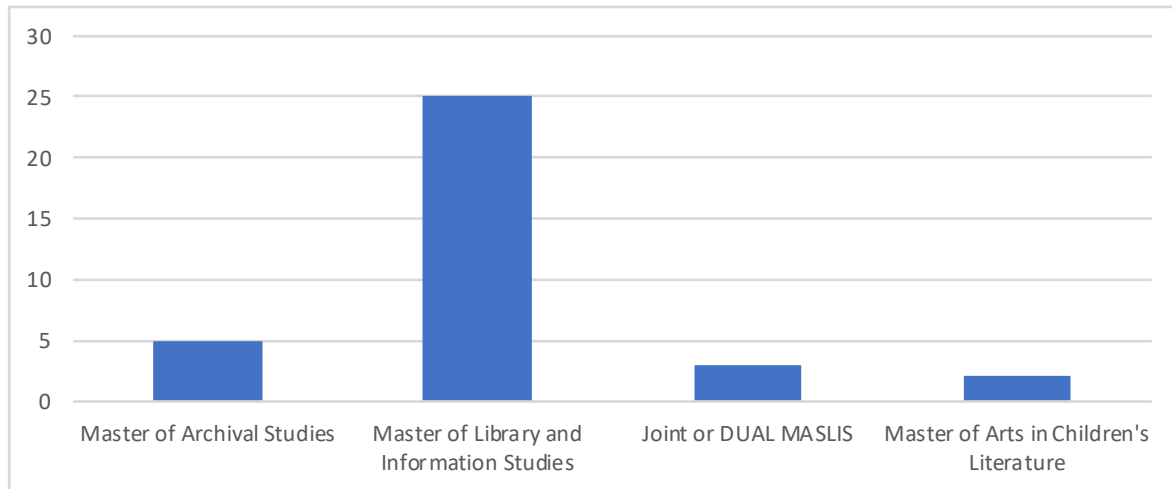
A total of 87 graduates were eligible to complete the survey: 60 MLIS, 13 MAS, 12 MASLIS and 2 MA. A total of 36 graduates completed the survey for a total response rate of 41.37% (36/87). Of the 36, 25 are MLIS graduates, 5 are MAS graduates, 2 are MACL graduates and 4 are dual MAS/MLIS graduates.

Questions about the survey can be directed to the Educational Services Coordinator at [ischool.edsc@ubc.ca](mailto:ischool.edsc@ubc.ca).

## Key findings

- Of the 30 respondents to the Alumni Survey who confirmed they have obtained employment since graduation, 28 (93%) reported being employed in a position related to their iSchool degrees.
- 76% of respondents were employed within six months of graduation.

**What degree did you complete at the iSchool?**

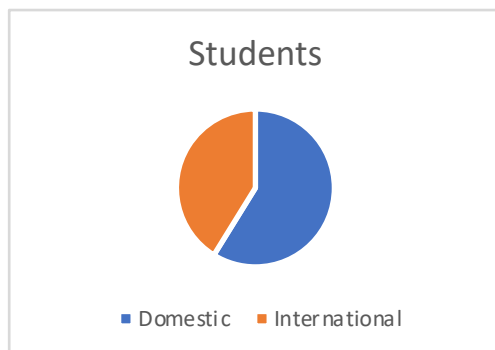


|   |    |
|---|----|
| Responses                                 | 35 |
| Master of Archival Studies                | 5  |
| Master of Library and Information Studies | 25 |
| Joint or DUAL MASLIS                      | 3  |
| Master of Arts in Children's Literature   | 2  |

**Did you complete any sub-specializations or concentrations as part of your degree?**

|   |   |
|---|---|
| First Nations Curriculum Concentration        | 4 |
| Human-computer Interaction sub-specialization | 1 |

**Were you attending as a domestic or international student?**



|               |    |
|---------------|----|
| Responses     |    |
| Domestic      | 20 |
| International | 14 |

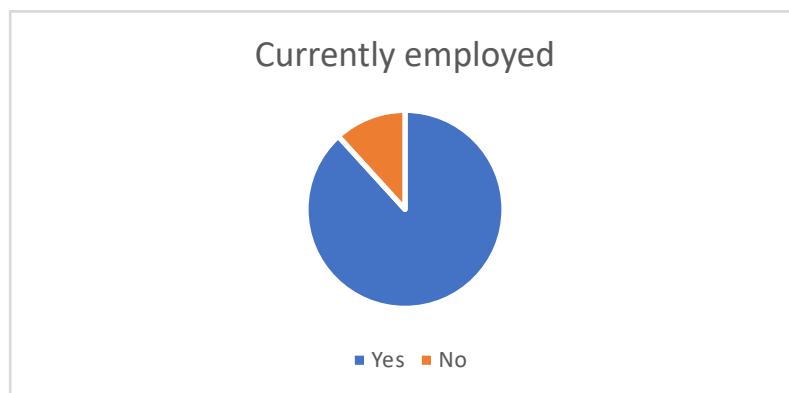
**When was your degree conferred?**

| Answer         | Response | %      |
|----------------|----------|--------|
| September 2016 | 11       | 39.29% |
| November 2016  | 4        | 14.29% |
| February 2017  | 4        | 14.29% |
| May 2017       | 9        | 32.14% |
| Total          | 28       | 100%   |

**What is your age group?**

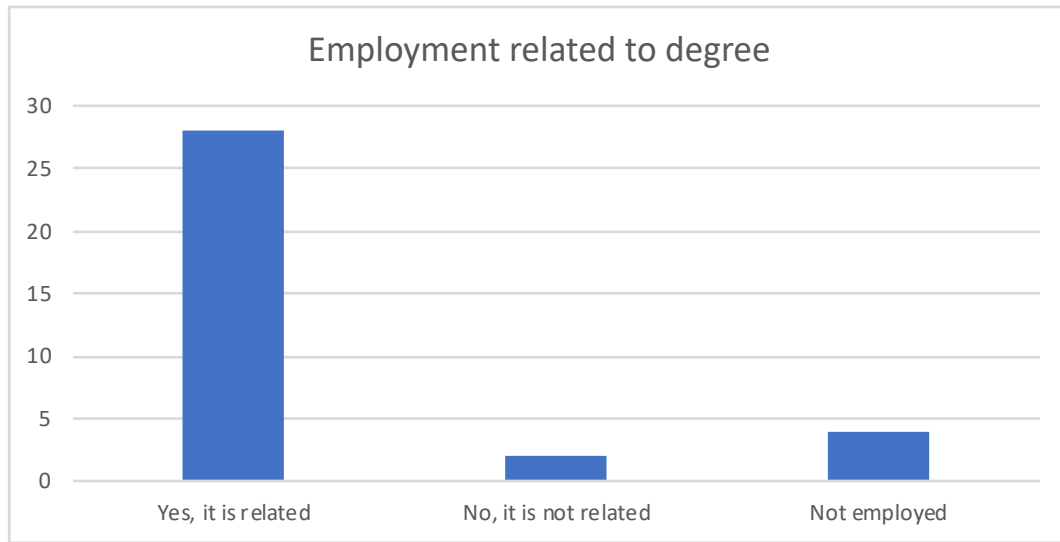
| Answer | Response | %      |
|--------|----------|--------|
| 20-29  | 19       | 55.88% |
| 30-39  | 12       | 35.29% |
| 40-49  | 2        | 5.88%  |
| 50-59  | 0        | 0%     |
| 60+    | 1        | 2.94%  |
| Total  | 34       | 100%   |

**Are you currently employed?**



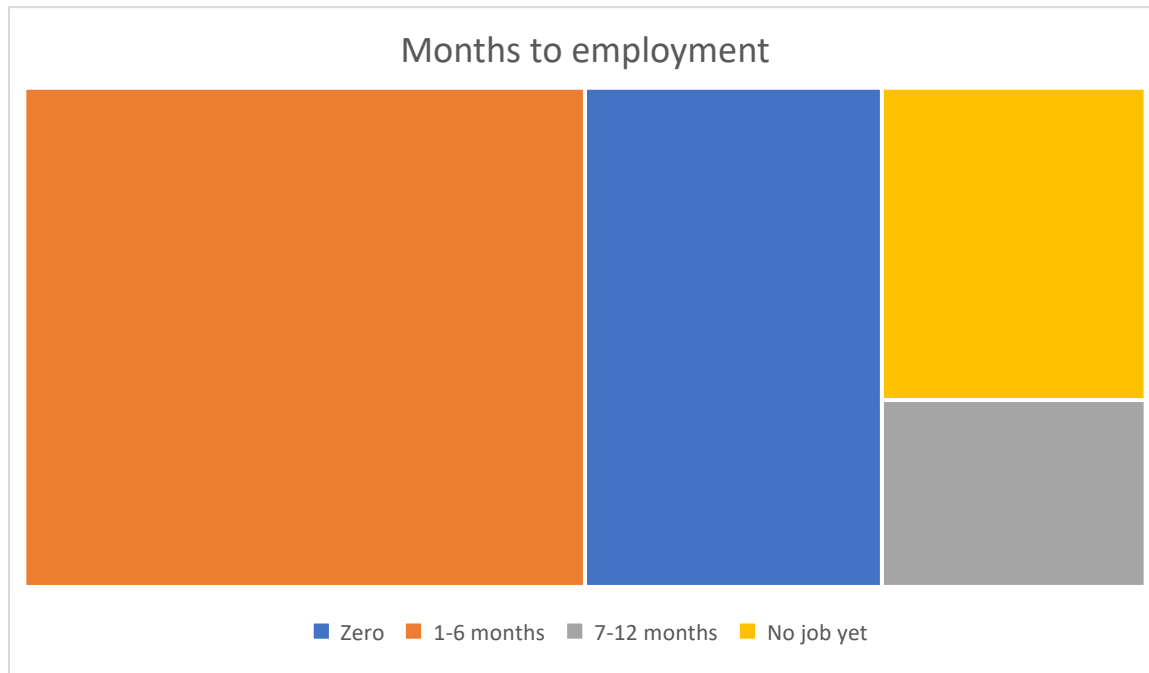
Yes 30 (88.24%)  
No 4 (11.76%)

**If you are currently employed, is your employment related to your iSchool degree?**



|                       |             |
|-----------------------|-------------|
| Yes, it is related    | 28 (82.35%) |
| No, it is not related | 2 (5.88%)   |
| Not employed          | 4 (11.76%)  |

**How many months elapsed between the completion of your degree and your first job placement?**



## UBC iSchool (Library, Archival & Information Studies)

| Answer   | Response | %      |
|--|----------|--------|
| Zero – I obtained the position before completing my degree | 9        | 26.47% |
| 1-6 months   | 17       | 50%    |
| 7-12 months  | 3        | 8.82%  |
| More than 12 months  | 0        | 0%     |
| I have not received my first job placement                 | 5        | 14.71% |
| Total  | 34       | 100%   |

### What best describes your work status?

| Answer                                   | Response | %      |
|--|----------|--------|
| Employed full-time in a single position  | 20       | 58.82% |
| Employed full-time in multiple positions | 4        | 11.76% |
| Employed part-time in a single position  | 3        | 8.82%  |
| Employed part-time in multiple positions | 3        | 8.82%  |
| Not employed                             | 4        | 11.76% |
| Total                                    | 34       | 100%   |

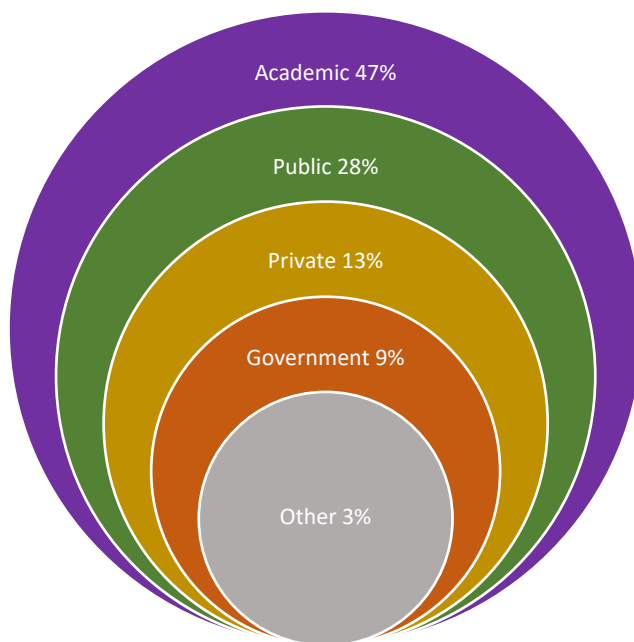
### Did you obtain your full-time position as your first job placement?

| Answer   | Response | %      |
|--|----------|--------|
| Yes  | 11       | 32.35% |
| No, I worked multiple contract positions prior to obtaining full-time employment | 10       | 29.41% |
| No   | 13       | 38.24% |
| Total  | 34       | 100%   |

**What is your current salary range?**

| Answer             | Response | %      |
|--------------------|----------|--------|
| Less than \$25,000 | 8        | 23.53% |
| \$25,000-49,999    | 12       | 35.29% |
| \$50,000-74,999    | 13       | 38.24% |
| \$75,000-99,999    | 1        | 2.94%  |
| Total              | 34       | 100%   |

**In what type of organization is this position?**



| Answer     | Response | %      |
|------------|----------|--------|
| Academic   | 15       | 46.88% |
| Public     | 9        | 28.13% |
| Private    | 4        | 12.50% |
| Government | 3        | 9.38%  |
| Non-profit | 0        | 0%     |
| Other      | 1        | 3.13%  |
| Total      | 32       | 100%   |

**Where is this position located?**

| Answer                            | Response | %      |
|-----------------------------------|----------|--------|
| Metro Vancouver                   | 14       | 45.16% |
| Lower Mainland (Whistler to Hope) | 3        | 9.68%  |
| Other part of BC                  | 2        | 6.45%  |
| Other Canadian province/territory | 4        | 12.90% |
| Outside Canada                    | 8        | 25.81% |
| Total                             | 31       | 100%   |

**Job titles**

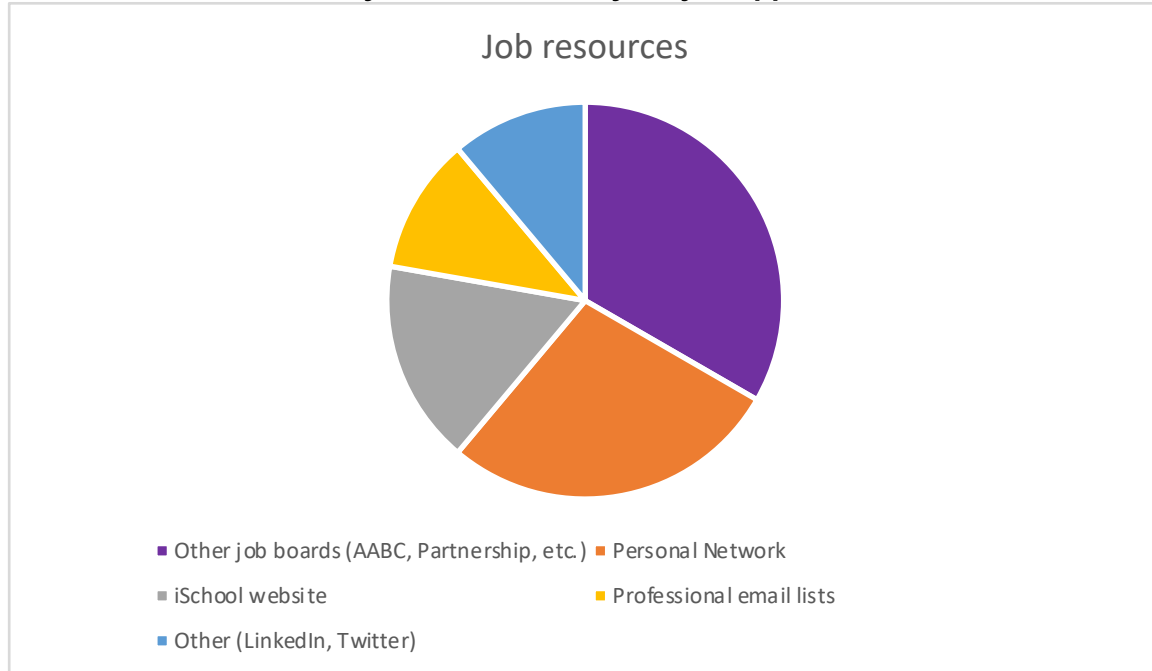
|  |                                      |
|--|--------------------------------------|
| Reference Librarian                      | Teen and information                 |
| Substitute Teacher / Library Assistant 1 | Design Specialist                    |
| Interdisciplinary Science Librarian      | Youth Services Librarian - Community |
| Archivist                                | Outreach                             |
| Digital Librarian                        | On-call Librarian                    |
| Monographic Cataloger                    | Knowledge librarian                  |
| Reference Librarian                      | Adjunct Faculty                      |
| Digital Access Librarian (Temporary)     | Information Governance               |
| Reference & Instruction Librarian        | Research Assistant                   |
| Auxiliary Librarian                      | Head Librarian                       |
| Youth Services Librarian                 | Science Liaison Librarian            |
| Liaison Librarian                        | Records Analyst                      |
| Student Engagement and Community         | Program Coordinator                  |
| Outreach Librarian                       |                                      |
| Services Librarian                       |                                      |
| Document Template Programmer             |                                      |
| Digital Archivist                        |                                      |



**How would you rate your job satisfaction in your current role?** (10 being a perfect job, and 1 being the worst job possible)

Average: 7.3 out of 10

**What main resources did you use to locate your job opportunities?**



**Are you a member of a professional organization?**

Yes 26 (76.47%)  
No 8 (23.63%)

Upon graduation, please rate the level to which you felt prepared for the job market in the following areas:

|  |   |   |    |    |    |           |         |
|--|---|---|----|----|----|-----------|---------|
| Ability to assess the needs of diverse groups of people and respond to those needs through the design and provision of information resources, services and systems |   |   |    |    |    |           |         |
| Scale (5 fully prepared, 1 unprepared)   | 1 | 2 | 3  | 4  | 5  | Responses | Average |
|  | 0 | 4 | 11 | 16 | 2  | 33        | 3.48    |
| Ability to organize and manage information for effective preservation, discovery, access and use   |   |   |    |    |    |           |         |
| Scale (5 fully prepared, 1 unprepared)   | 1 | 2 | 3  | 4  | 5  | Responses | Average |
|  | 2 | 2 | 10 | 15 | 5  | 34        | 3.6     |
| Ability to apply knowledge of information technology and resources to real world situations  |   |   |    |    |    |           |         |
| Scale (5 fully prepared, 1 unprepared)   | 1 | 2 | 3  | 4  | 5  | Responses | Average |
|  | 2 | 7 | 9  | 11 | 5  | 34        | 3.41    |
| Ability to reflect in a critical and informed manner on the role of information professions in society   |   |   |    |    |    |           |         |
| Scale (5 fully prepared, 1 unprepared)   | 1 | 2 | 3  | 4  | 5  | Responses | Average |
|  | 2 | 2 | 6  | 12 | 13 | 34        | 4.03    |
| Ability to communicate effectively   |   |   |    |    |    |           |         |
| Scale (5 fully prepared, 1 unprepared)   | 1 | 2 | 3  | 4  | 5  | Responses | Average |
|  | 0 | 0 | 4  | 20 | 10 | 34        | 4.17    |
| Ability to be an effective manager   |   |   |    |    |    |           |         |
| Scale (5 fully prepared, 1 unprepared)   | 1 | 2 | 3  | 4  | 5  | Responses | Average |
|  | 6 | 6 | 17 | 5  | 0  | 34        | 2.62    |
| Ability to conduct research and assess information resources   |   |   |    |    |    |           |         |
| Scale (5 fully prepared, 1 unprepared)   | 1 | 2 | 3  | 4  | 5  | Responses | Average |
|  | 0 | 2 | 5  | 15 | 12 | 34        | 4.08    |
| Ability to represent your chosen profession through advocacy initiatives, professional development, teaching, research, etc.                                       |   |   |    |    |    |           |         |
| Scale (5 fully prepared, 1 unprepared)   | 1 | 2 | 3  | 4  | 5  | Responses | Average |
|  | 2 | 4 | 6  | 17 | 5  | 34        | 3.56    |

What continuing education or professional development activities have you participated in since graduation? (check all that apply)

| Answer                                | Response | %      |
|---------------------------------------|----------|--------|
| Participated in a course or workshop  | 14       | 26.92% |
| Delivered a course or workshop        | 7        | 13.46% |
| Attended work-related conference      | 18       | 34.62% |
| Other continuing education activities | 13       | 25%    |

**What, if any, of the following activities during your iSchool degree contributed to your career success to date?**

| Answer  | Response | %      |
|---|----------|--------|
| Professional Experience (for credit)  | 14       | 18.18% |
| Internship or Practicum (for credit)  | 8        | 10.39% |
| Employment at SLAIS (such as STA or research assistant-ship)                    | 4        | 5.19%  |
| Employment at UBC (such as GAA or student librarian)                            | 16       | 20.78% |
| Student Leadership (such as LASSA, ACA Student Chapter, ASIS&T Student Chapter) | 10       | 12.99% |
| Co-op   | 14       | 18.18% |
| Networking with graduates and other professionals during your time as a student | 11       | 14.29% |

**Thinking of your education at the iSchool, what areas or topics best prepared you for the positions you have been in since graduation?**

|   |  |
|---|--|
| Work Experience (27)<br>Research (16)<br>Collection Management (15)<br>Reference Services (15)<br>Group Work (10)<br>Children's Services (8)<br>Communication (8)<br>Public Librarianship (8)<br>Project Management (8)<br>Database Design (8)<br>Information Technology (7)<br>Programming (7)<br>Management (7)<br>Cataloging (6) | Arrangement & Description (6)<br>Records Management (6)<br>Archival Theory (6)<br>Preservation/Digital Preservation (6)<br>Aboriginal Literature/Material (5)<br>Info Design (5)<br>Info Visualization (4)<br>Legal Courses (3)<br>Marketing (2) |
|---|--|

The following questions are UBC Faculty of Arts Co-op Education related questions.

**Did you apply to and were you accepted into the Arts Co-op program during your time at the iSchool?**

Yes 61.76% (21)  
 No 38.24% (13)

**How many Co-op terms did you complete?**

| Answer  | Response | %      |
|---------|----------|--------|
| Zero    | 18       | 52.94% |
| 1 term  | 9        | 26.47% |
| 2 terms | 4        | 11.76% |
| 3 terms | 3        | 8.82%  |
| Total   | 34       | 100%   |

**Why did you not do any Co-op terms?**

| Answer                                 | Response | %      |
|--|----------|--------|
| Applied for jobs but did not get hired | 2        | 7.14%  |
| Did not see suitable jobs to apply for | 2        | 7.14%  |
| My plans changed                       | 1        | 3.57%  |
| Found a job outside of co-op           | 8        | 28.57% |
| I did complete at least 1 Co-op        | 11       | 39.29% |
| Total                                  | 28       | 100%   |

**Did you feel the Co-op Program (training, advising, and work experience) gave you a competitive edge when searching for a full-time work?**

Yes 44.83% (13)  
 Maybe 20.69% (6)  
 No 4.48% (10)

**After your experience in our Co-op Program, would you recommend other students to participate in the Co-op Program?**

Yes 40.63% (13)  
 Maybe 21.88% (7)  
 No 0.00% (0)  
 No comment 37.50% (12)